


ESKA

VALVE

www.eskavalve.com



ERG-SR
SERIES

ERG-SR Series pressure regulator is used on gas line to reduce inlet pressure to desired outlet pressure. It is suitable for both commercial and residential usage where can be directly installed to gas meters with high operational reliability and accurate outlet pressure accuracy.

Simple installation procedure. Direction of the line can be inline or angle.

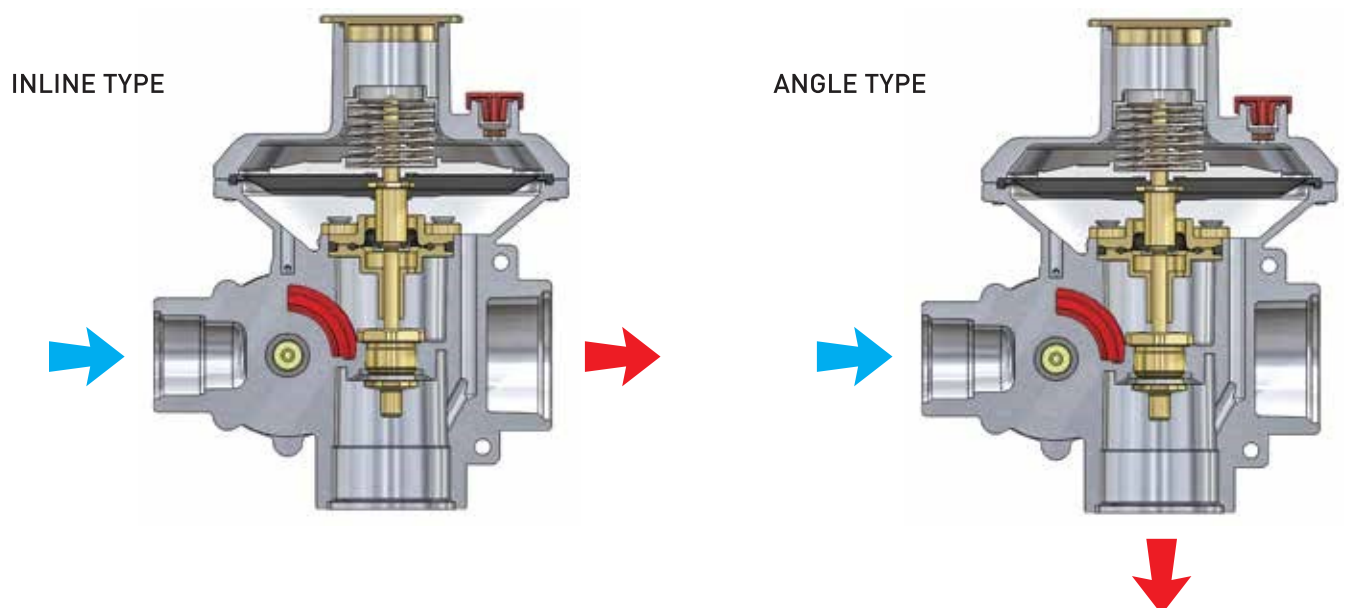
Due to different inlet and outlet connection range, ERG-SR Series can be used along with pipe diameter from DN20 to DN50 with different thread standards as well as BSP, BSPT, NPT, NPP. (Also, can be added to flange connection.)

The regulators are manufactured according to **Ped Directive 2014/68/EU**. The functional tests are performed according to **EN334**.

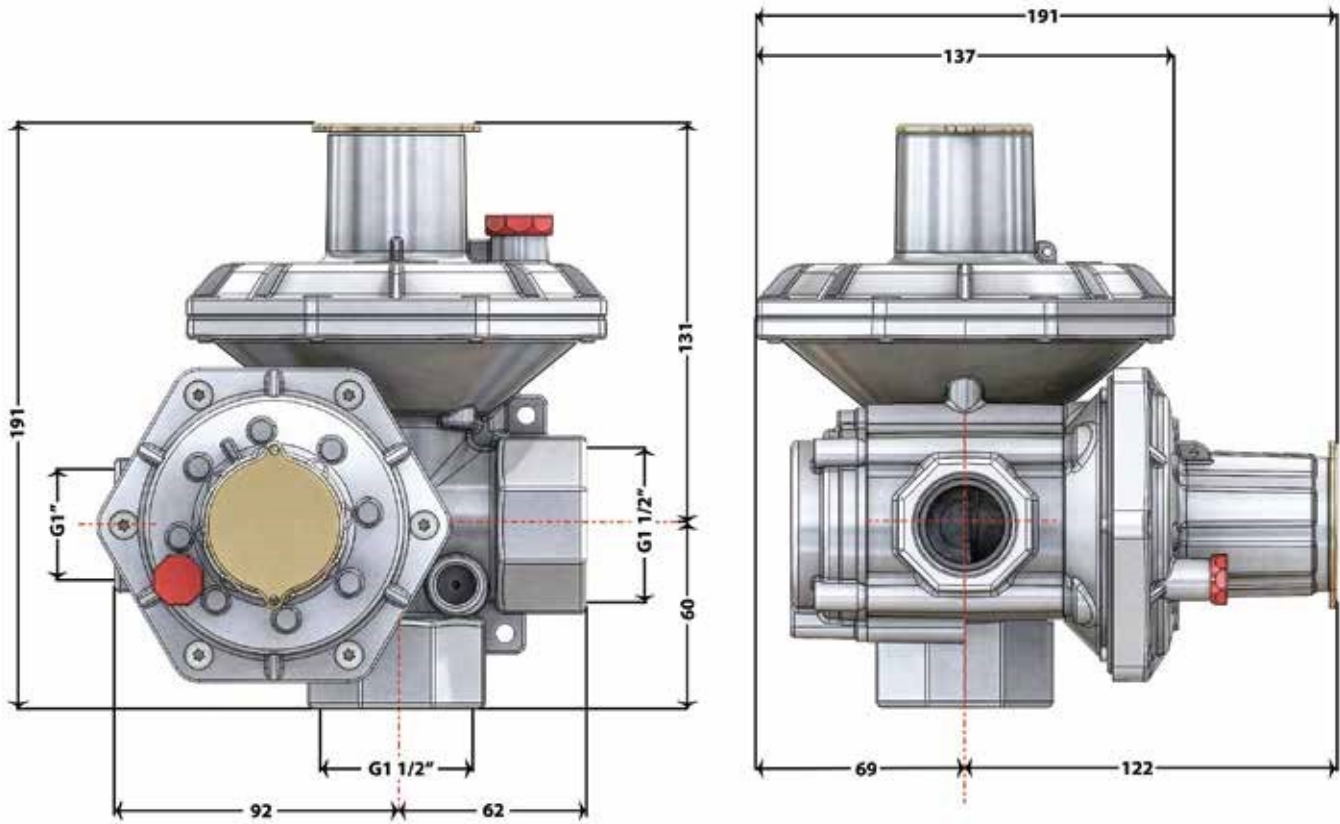
FEATURES

- For medium pressure domestic or commercial second group gas lines.
- Optional metallic mesh filter for easy change and guarantees longer operation life of regulator.
- Outlet pressure tolerance is +%10 (AC10) up +- %5 (AC5)
- Lock-up pressure tolerance is +%20 (SG20) up to 100 mbar outlet pressure, more than 100 mbar outlet pressure SG20 and SG10 possible.
- Up to 6 bar inlet pressure.
- 15 - 360 mbar outlet pressure range with interchangeable springs
- OPS0 pressure range 35 - 520 mbar
- UPS0 pressure range 8 - 250 mbar


CONFIGURATIONS



DIMENSIONS



CONNECTION TYPES



Without Connection

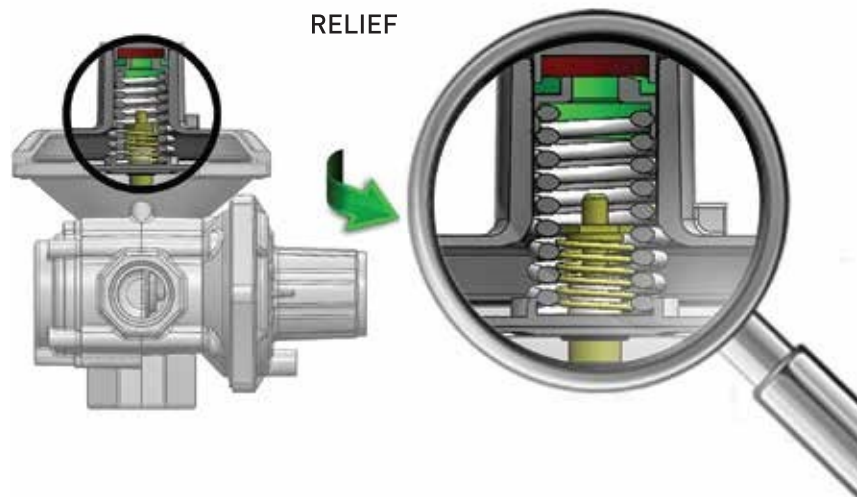
With Flanged Connection

With Loose Connection

SAFETY AND ACCESSORIES

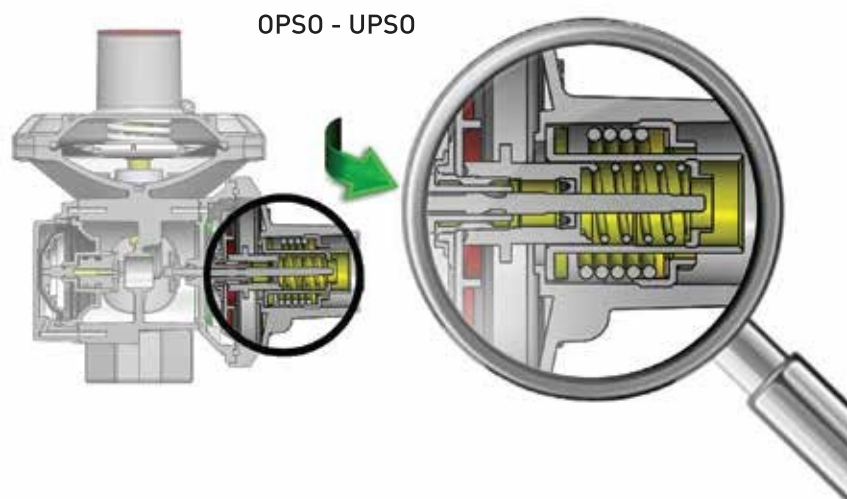
Relief System

- Regulator can be produced with a relief valve. Relief valve monitors outlet pressure continuously and when it detects pressure level higher than regulator's nominal outlet pressure, it activates and discharges gas to the atmosphere.
- Relief valve has limited discharge capacity. Usually calibration point is lower than OPSO system. Under certain conditions such as gas expansion during hot weather seasons, Relief Valve is activated before OPSO closes the gas lines. It prevents random shut-off regarding pressure increase on outlet side.
- Relief valve can be recalibrated by using proper tools.



Over Pressure Shut-Off System

- OPSO system is very useful during major breakdown situations and keeps the customer side safe. System works as a security valve and activates itself when the outlet pressure passes OPSO set point. OPSO system cuts the gas off, and manual reset is needed to activate the regulator again.
- System has an independent shut-off mechanism and orifice and it monitors outlet pressure changes continuously, so the activation time is below 2 seconds.



Under Pressure Shut-Off System.

- UPSO system on SR series regulator is pressure based. It cuts the gas off when the outlet pressure drops below the UPSO calibration point.
- UPSO valve continuously monitors outlet pressure changes. Scenarios like, pipeline breakdown on outlet sides, or consumption is exceeding the total capacity of regulator or lack of inlet pressure situations etc...the outlet pressure drops and the regulator cuts the gas off once UPSO system is activated.

SPECIFICATIONS

Medium	: Natural Gas, LPG and Non-Corrosive Gases
Operating temperature	: -20... + 60 °C (optional : -40... +60 °C)
Assembly	: Vertical and Horizontal Position
Maximum inlet pressure	: 6 bar
Outlet pressure range	: 15 to 360 mbar.
Referring	: Ped 2014/68/EU
Filter	: Included

DESIGN

The ERG-SR Series pressure regulator body consists of:

- Loose nut or body thread or flanged connection
- Filter
- Ventilation console
- Outlet pressure test point
- Integrated security valves

MATERIALS

- Body and covers Aluminum comply with EN1706 standard.
- Rubber components comply with EN549.
- Brass materials comply with EN12164 Standard.
- Filter material is metallic mesh filter.

MODELS

MODEL	NOMINAL CAPACITY	REQUIRED MINIMUM INLET PRESSURE BAR (PSI)
ERG-SR 50	50 STM3/H	OUTLET PRESSURE + 0.5
ERG-SR 75	75 STM3/H	OUTLET PRESSURE + 0.5
ERG-SR 100	100 STM3/H	OUTLET PRESSURE + 0.5

