

ESKA

www.eskavalve.com



EGF-H
SERIES

INTRODUCTORY AND TECHNICAL INFORMATION

EGF-H model gas filters are the elements that separates the dust particles carried by the gas or very small particles spread within the gas (for example: dust and rust), holds these and protects the burner, gas counter and adjustment devices which may possibly be damaged. Dust, woodchips, smut and other physical substances and dirt in the gas are held by the fiber. When the dust tank capacity is exceeded or a very high pressure difference effected, the filter loses its filter protection function. The filters are resistant against the mechanical and thermal stress that occur under operational conditions. The device must be kept away from rain and water as much as possible.

- Usage : City gas networks and gas pipelines in industrial areas
- Fluid Type : Non-corrosive gases such as Natural Gas (Methane), LPG, Town Gas, Air, etc...
- Pressure Class : PN6
- Connection or Port Size : 1/2", 3/4, 1", 1 1/4", 1 1/2", 2" Threaded (Female)
- Filter : Pore dimensions as standard 50 micron (5-10-20 microns on request)
- Ambient Temperature Range : -20°C up to 60°C
- Pressure Test Connection : 1/4" Threaded (Female)
- Material Standard : Aluminum EN 1706, Rubbers EN 549

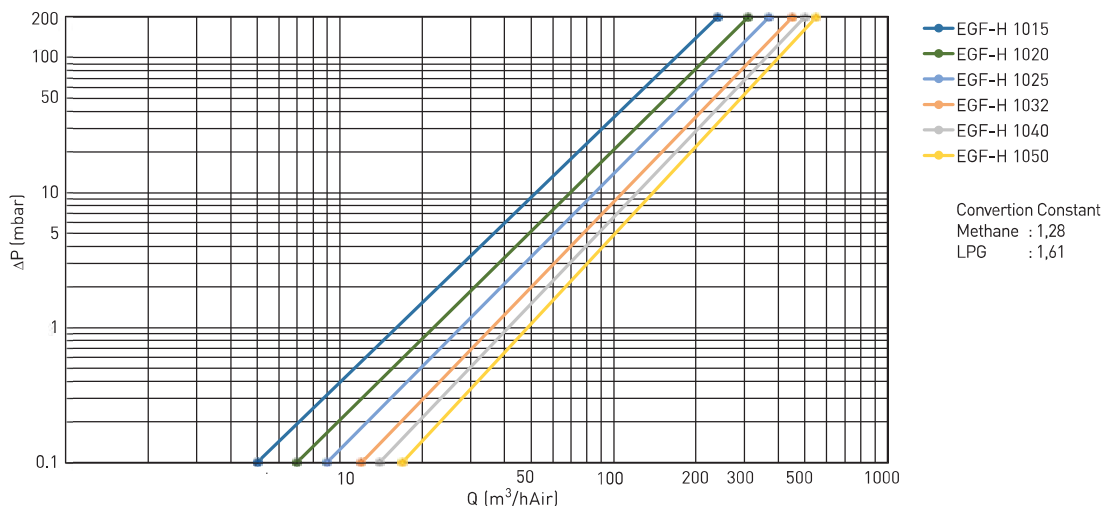


EGF-H 1015 - 1020 - 1025



EGF-H 1032 - 1040 - 1050

EGF-H SERIES CAPACITY GRAPH



CONFIGURATIONS

INLINE



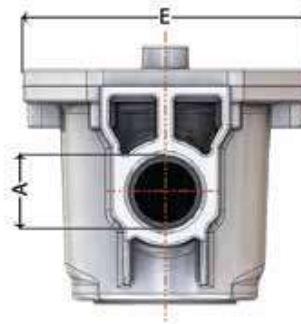
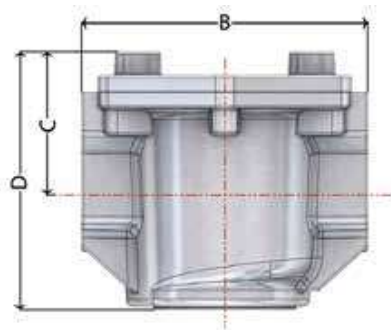
EGF-H 1015 - 1020 - 1025

INLINE




EGF-H 1032 - 1040 - 1050

DIMENSIONS



| MODEL | DN | A | B | C | D | E |
|------------|----|------|-----|------|-------|-----|
| EGF-H 1015 | 15 | 1/2" | 120 | 61,5 | 108,5 | 120 |
| EGF-H 1020 | 20 | 3/4" | 120 | 61,5 | 108,5 | 120 |
| EGF-H 1025 | 25 | 1" | 120 | 61,5 | 108,5 | 120 |



| MODEL | DN | A | B | C | D | E |
|------------|----|--------|-----|------|-----|-----|
| EGF-H 1032 | 32 | 1 1/4" | 160 | 53,5 | 91 | 140 |
| EGF-H 1040 | 40 | 1 1/2" | 160 | 53,5 | 91 | 140 |
| EGF-H 1050 | 50 | 2" | 160 | 68,5 | 114 | 140 |